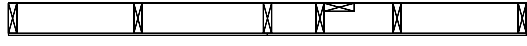
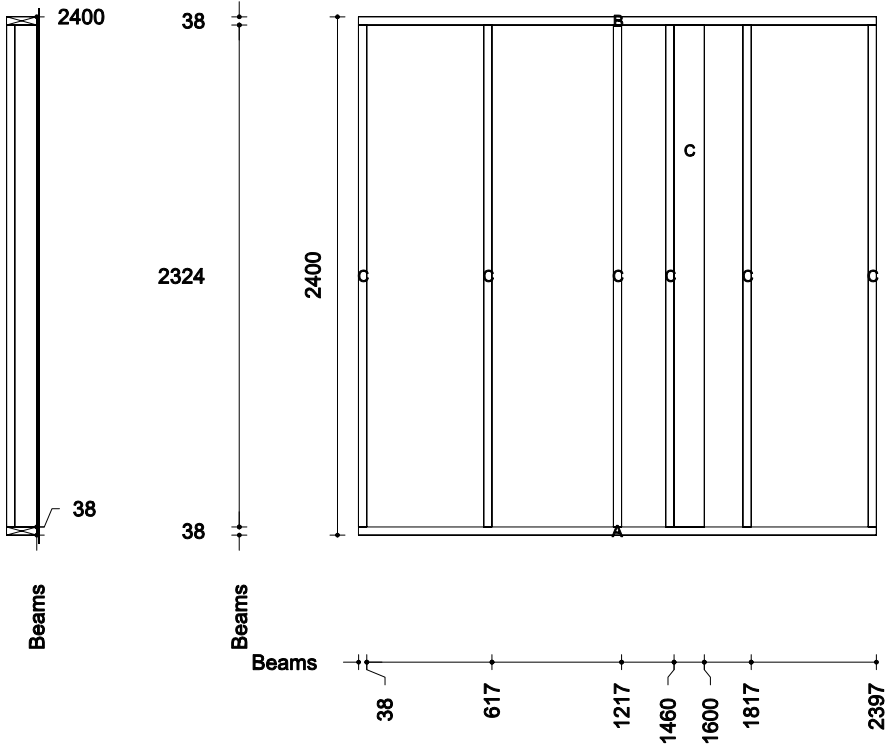


Int



Ext

Timber Quantities								
Name	La.	Qt	W	H	LongL	CN	CP	ShortL
Bottom Plate	A	1	38	140	2397	0.00>0.00	0.00>0.00	2397
Top Plate	B	1	38	140	2397	0.00>0.00	0.00>0.00	2397
Stud	C	7	38	140	2324	0.00>0.00	0.00>0.00	2324

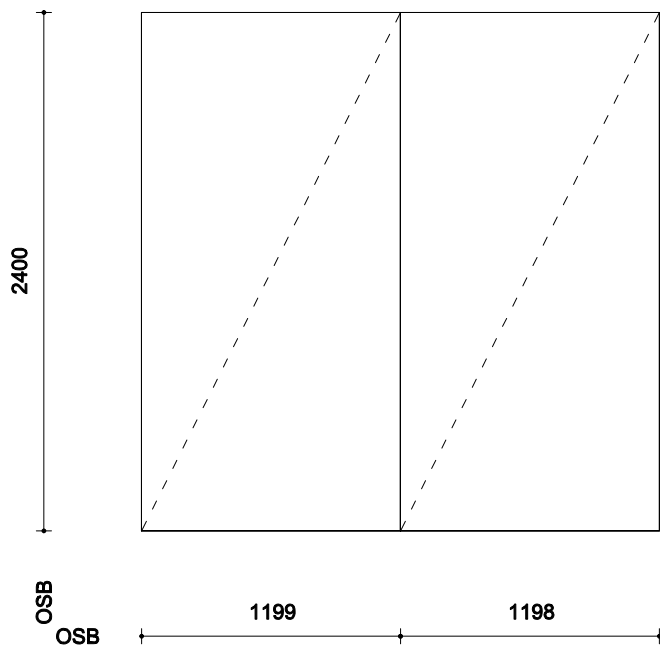


Beams

Beams

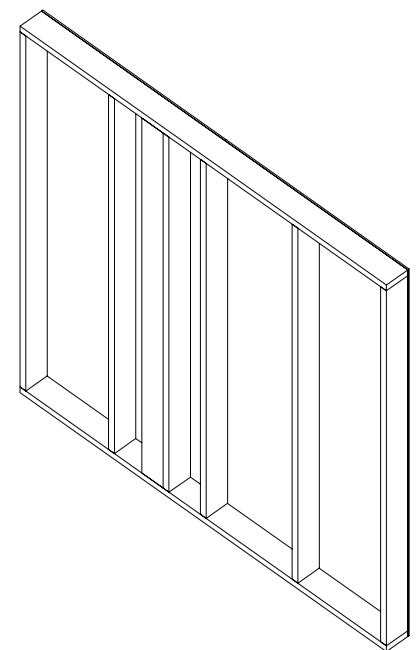
Beams

9mm OSB3 Quantities (Ext Face)			
Material	Qty	Width	Height
OSB	2	1199	2400



OSB
OSB

PLY NAILING 150/300



3D Isometric View

TimCon Design Ltd <small>Independent Timber Frame Design Consultants</small>	Site:	Example	PANEL WEIGHT	88KG	GF-EX04 <small>© 2007 TIMBERMAN LTD</small>
	Job No:	***	PANEL TIMBER BY VOLUME	13.4686%	
	Comment:	Plot 1 - GF	PANEL TIMBER BY AREA	17.4577%	
	Drawn By:	MC	AREA OF INSULATION REQUIRED	5.0031M2	
	Date:	April 24, 2007	Breather paper area:	5.94 m2	